




# What Will I Learn in Drawing?

As an artist, I can integrate the characteristics of the tools of a selected media in original artworks to support artistic purposes.

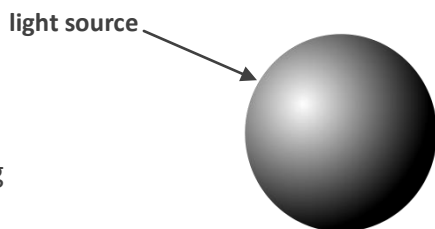


As an artist, I can develop my 8 Studio Habits of Mind.

- Develop Craft
- Engage & Persist
- Envision
- Express
- Observe
- Reflect
- Stretch & Explore
- Understand Art World

I can use drawing techniques to render objects (with highlights, shadows & a light source) in my artwork.

- Blending
- Hatching
- Stippling
- Crosshatching
- Scumbling



As an artist, I can analyze how the principles are combined to communicate meaning in the creation of, presentation of, or response to visual artworks.

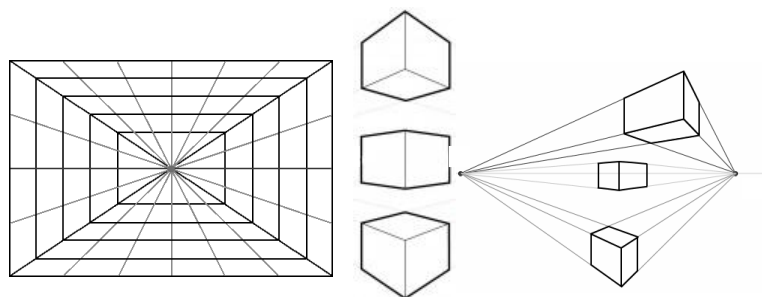
Balance	Pattern
Contrast	Emphasis
Movement	Unity
Rhythm	

**Value:** The lightness or darkness of a color

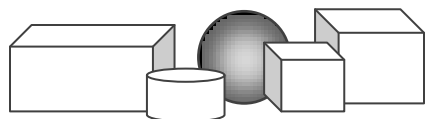
**Tonal range:** Various shades of grey between absolute black and absolute white



As an artist, I can use various perspective drawing techniques to suggest depth within in my work.



As an artist, I can use hierarchy, proportion and overlapping to create depth in my artwork.



**Drawing vocabulary:**

proportion	3/4 view	hatching
placement	profile	cross-hatching
highlights	oblique	stippling
shadow	gesture	scumbling
variety	tonal range	foreshortening
harmony	hierarchy	perspective
value	hatching	dominance
scale	cross-hatching	contour
composition	stipple	blind contour

As an artist, I can emphasize the subject of my artwork and make it aesthetically pleasing to the viewer by how I arrange my composition.

